

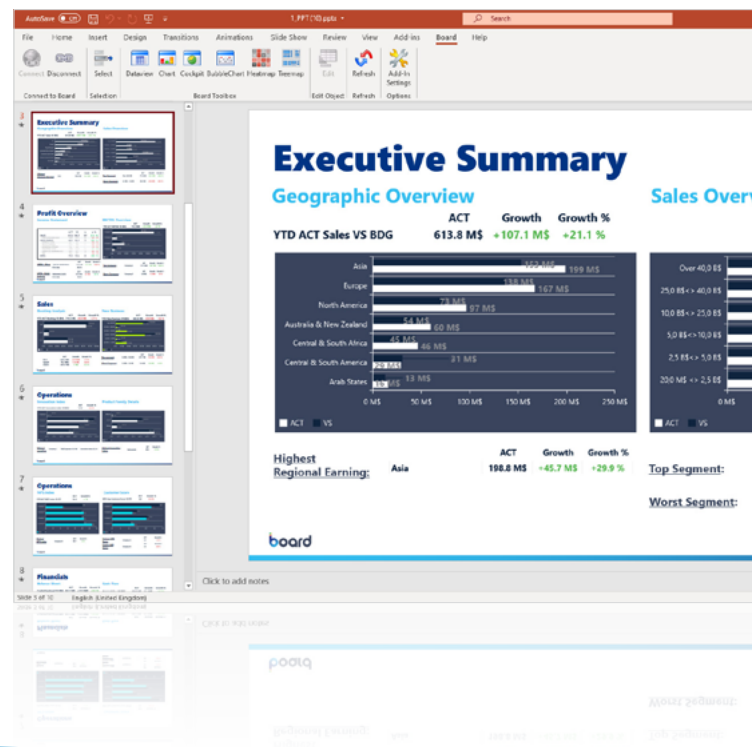


Office 365 Add-In

Streamline reporting and enhance your documents with next-level data interactivity

Faced with the pressure to deliver strategic insights fast, finance professionals can't afford to build and update detailed reports and presentations manually. Thankfully, there is a better way: the **Board Office 365 Add-In**. With it, Microsoft Excel becomes a gateway for interacting directly with your Board applications. **Benefit from all of Board's analytical power and write data back to your single source of truth**, all within a familiar environment.

But an interactive Excel UI is just the beginning. The Board Office Add-In lets you embed interactive charts, graphs, and tables within your Word, PowerPoint, and Excel documents and update them with a few clicks. **Automate the creation of management and statutory reporting booklets** and **say goodbye to manually entering and updating the latest figures in your presentations**.



Take your spreadsheets to a new level

View, import, manipulate, distribute, and share data in Microsoft Excel with extreme flexibility, shaping and altering grids and forms while retaining Board's flagship data-entry and data-navigation functionalities. The Office Add-In also helps increase the adoption of Board-based solutions in an environment familiar to finance teams.



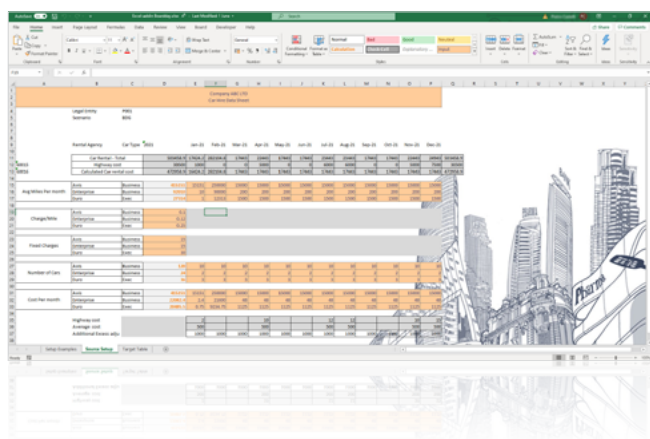
Automate management and statutory reporting

Replace time-consuming manual report creation and updates with a completely automated process that saves you all the hassle. Whether you need a branded board report or a tabular file for regulatory disclosure, generate an up-to-date file in seconds.



Make your Office documents more engaging

Embed Board's analytical objects, such as charts, graphs, and tables, within Microsoft Word, PowerPoint, and Excel documents. Interact directly with them, pivoting, drilling down, changing dimensions with ease, and refreshing the data with a click.

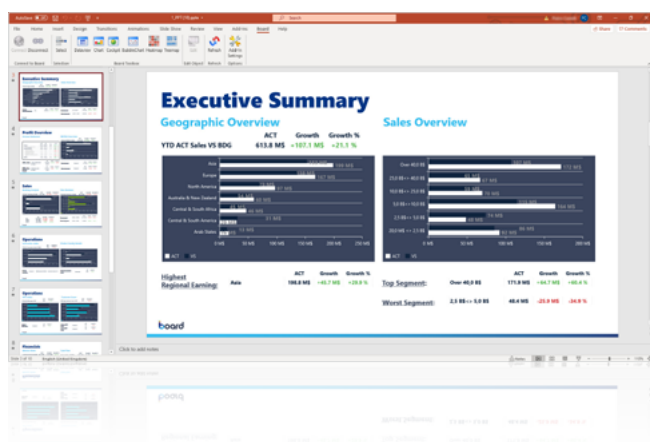
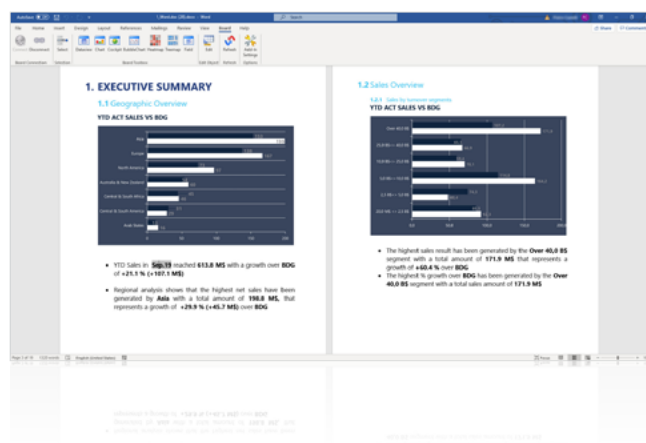


Microsoft Excel Add-In

- **Augment Excel-based analyses** with Board's comprehensive analytical capabilities and accurate foundation of data. Create custom Excel templates with user-defined formulas and calculations, map cell ranges to Board data, and save/undo data entry from VBA macros.
- **Increase the adoption of Board-based finance solutions** by bringing the power of Board into the familiar Excel environment.
- **Write back directly to source data**, reducing the risk of errors or discrepancies.
- **Streamline regulatory reporting**, producing XBRL and iXBRL-compliant reports instantly.

Microsoft Word Add-In

- **Ensure documents are engaging, accurate, and insightful** by directly embedding charts, graphs, tables, and other graphical objects from Board.
- **Remove manual reporting effort** by generating and sharing reporting booklets or statutory reports with a few clicks, using predefined templates.
- **Instantly explore new perspectives** by interacting with embedded analytical objects and updating the underlying data with ease.



Microsoft PowerPoint Add-In

- **Instantly update embedded graphs, charts, and data tables** – perfect for presentations that are delivered regularly.
- **Augment your discussions** with cell-based commentary that provides extra insight into performance trends or anomalies.
- **Answer audience questions in seconds** with the ability to perform dynamic filtering, sorting, and drill-down of the embedded Board data.



Transform your Office experience

Request a demonstration or find out more on our website:

www.board.com

board